



\* All images in this datasheet are for illustrative purposes only.

## UR640S9UD Series

# LG Ultra HD TV Signage

Superb Picture Quality with Ultra HD Resolution

Attractive Design with Slim Depth

Versatile Content Management with LG SuperSign CMS

Embedded Content & Group Management



### UR640S9UD Series


Available Sizes 86" / 75" / 65" / 55" / 50" / 43"

Screen Resolution 3,840 × 2,160 (UHD)

Operation Time 16 Hours / 7 Days

Brightness 86" / 75": 330 nits  
65" / 55" / 50": 400 nits  
43": 300 nits

LG Solution Compatibility Promota App, LG ConnectedCare, LG SuperSign CMS, LG SuperSign Control



## SUPERB PICTURE WITH ULTRA HD RESOLUTION

With the resolution that is 4 times higher than Full HD, this model makes the color and details of the contents more vivid and realistic. In addition, the LG IPS panel provides a clear view of the picture contents even at extremely wide viewing angles.



## IMPROVED DESIGN WITH SLIM DEPTH

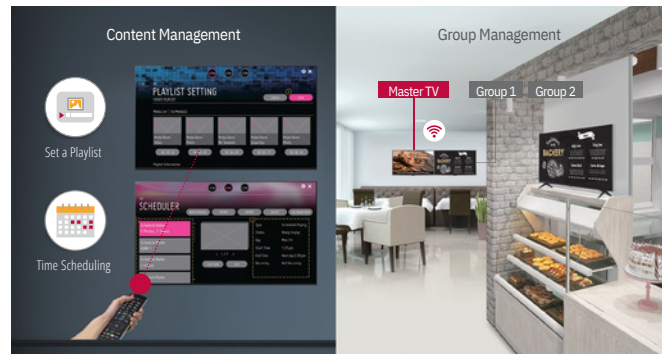
This series is thinner than LG conventional\* models to save space and enable easy installation. In addition, its sophisticated design and color improve the décor of the space where the product is installed.

\* 'LG Conventional' refers to LG UT640S series.



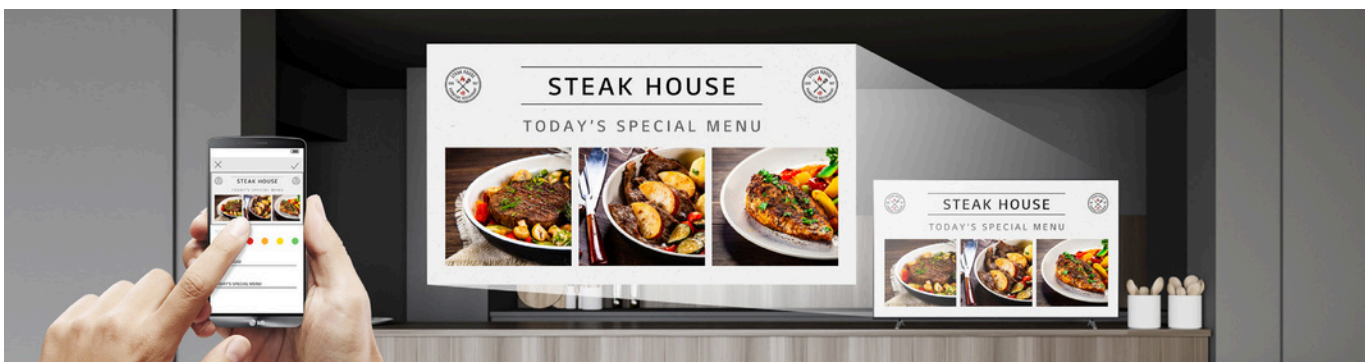
## WIRELESS ACCESS POINT

The UR640S9UD series operates as a virtual router which can be an wireless access point for mobile devices.



## EMBEDDED CONTENT & GROUP MANAGEMENT

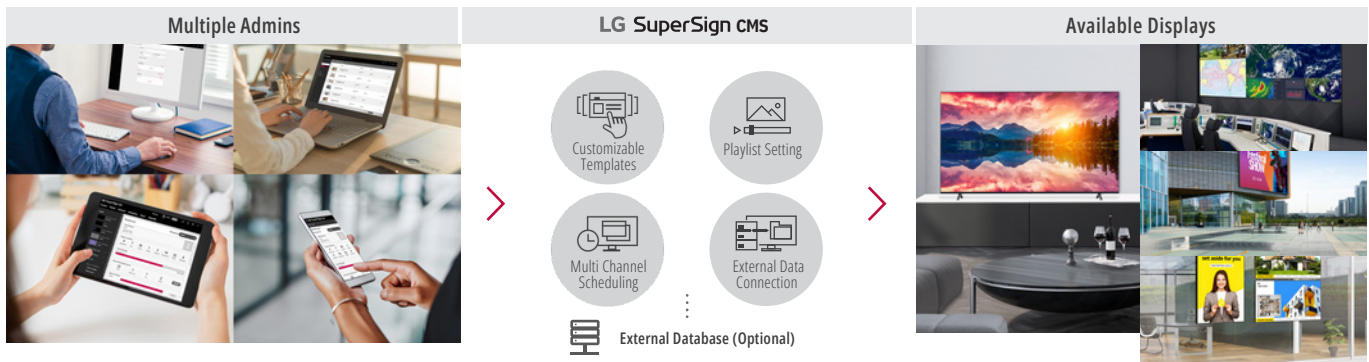
The embedded Content and Group Management System allows you to edit and play content, schedule playlists and groups, and control signage via remote control, mouse and mobile phone without the use of separate PC or software.



## LG's SIMPLE ADVERTISEMENT HELPER, PROMOTA

Using LG's Promota\* mobile application, you can easily create your own display contents. With Promota, you can add text and images to create an online profile for your business as well as deliver information such as event news, seasonal menus, promotions, and even more to your customers while leveraging easy-to-use templates relevant to your industry.


\* LG Promota can be downloaded from the App Store and Google Play store.



## VERSATILE CONTENT MANAGEMENT WITH LG SuperSign CMS

LG SuperSign CMS\* is integrated management program supporting creation and management of digital media and content deployment, optimized for LG signage. With its simple and intuitive menus and layout options, it enhances content creation, editing, scheduling and distribution. In addition, it supports multiple displays and accounts, is able to be linked to external databases, and allows server access from mobile devices.

\* LG SuperSign CMS is sold separately.



## QUICK & EASY SIGNAGE CONTROL WITH LG SuperSign CONTROL

SuperSign Control is basic signage control software, and it can manage up to 100 displays through a single account and server. Power, volume, and scheduling can be remotely adjusted and firmware updates supported.

\* LG SuperSign Control is sold separately.



## DISPLAY POWER MANAGEMENT SUPPORT

Display Power Management (DPM) can be configured to be On only when there is a TV signal present to manage power more efficiently.



## REAL-TIME PROMOTION

With Beacon and Bluetooth Low Energy (BLE), shop managers can provide coupons and information in real-time.

## CONTENT SHARING

Content Mirroring among devices is available on a same Wi-Fi network.



## EASY MENU SETUP FOR VERTICAL NEEDS

The UR640S9UD series conveniently organizes frequently used menus\* by industry.

\* Pre-set support verticals: Corporate / Government / Retail / Meeting Room



**LG ConnectedCare**

## REAL-TIME LG ConnectedCare SERVICE

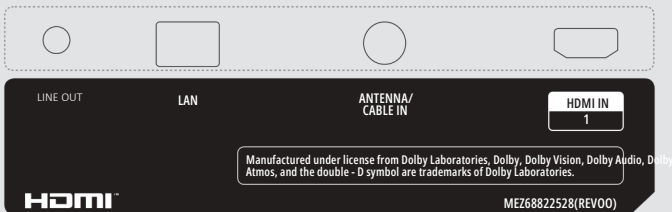
Maintenance is easy and fast with the optional LG ConnectedCare\* service, a cloud service solution provided by LG. It remotely manages the status of displays in client workplaces for fault diagnosis and remote-control services, supporting the stable operation of clients' businesses.

\* The availability of the 'LG ConnectedCare' service differs by region is sold separately. Contact the LG sales representative in your region for more details.

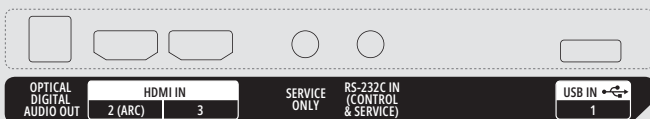
## CONNECTIVITY

86"

Rear

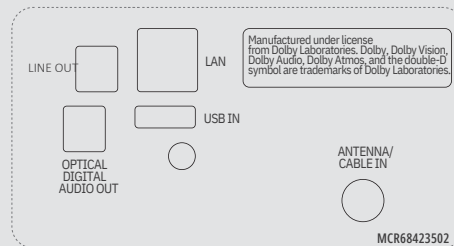


Side

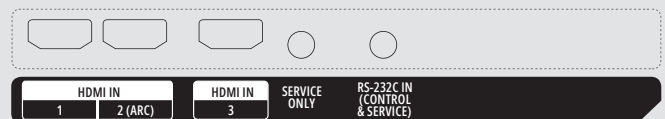


75" / 65" / 55" / 50" / 43"

Rear



Side



\* Jack Panels may differ from the above image, so please contact LG sales team to verify before ordering.

		86UR640S9UD	75UR640S9UD	65UR640S9UD	55UR640S9UD	50UR640S9UD	43UR640S9UD
DISPLAY	Size	86"	75"	65"	55"	50"	43"
	Resolution	3840 X 2160 (UHD)	3840 X 2160 (UHD)	3840 X 2160 (UHD)	3840 X 2160 (UHD)	3840 X 2160 (UHD)	3840 X 2160 (UHD)
	Backlight Unit Type	Direct	Direct	Direct	Direct	Direct	Direct
	Brightness	330 nits	330 nits	400 nits	400 nits	400 nits	300 nits
	Dynamic Contrast Ratio (Dynamic MCI (Hz))	1,000,000:1	1,000,000:1	1,000,000:1	1,000,000:1	1,000,000:1	1,000,000:1
	Static (Panel) Contrast Ratio	1200:1	1200:1	1200:1	1300:1	5,000:1	1200:1
	Response Time (G to G)	5 ms	8 ms	8 ms	14 ms	19 ms	8 ms
	Refresh Rate	120 Hz	60 Hz	60 Hz	60 Hz	60 Hz	60 Hz
	Life Span	30,000 hrs	30,000 hrs	30,000 hrs	30,000 hrs	30,000 hrs	30,000 hrs
	HDR_HDR 10 Pro	Yes	Yes	Yes	Yes	Yes	Yes
HDR_HLG	Yes	Yes	Yes	Yes	Yes	Yes	
AUDIO	Built-in Speakers	2.0 channel, 10W + 10W	2.0 channel, 10W + 10W	2.0 channel, 10W + 10W	2.0 channel, 10W + 10W	2.0 channel, 10W + 10W	2.0 channel, 10W + 10W
	LG Sound Sync	Yes (Bluetooth Required)	Yes (Bluetooth Required)	Yes (Bluetooth Required)	Yes (Bluetooth Required)	Yes (Bluetooth Required)	Yes (Bluetooth Required)
BROADCASTING	Broadcasting System	ATSC, Clear QAM, Analog NTSC	ATSC, Clear QAM, Analog NTSC	ATSC, Clear QAM, Analog NTSC	ATSC, Clear QAM, Analog NTSC	ATSC, Clear QAM, Analog NTSC	ATSC, Clear QAM, Analog NTSC
	Global IPTV Support	Yes	Yes	Yes	Yes	Yes	Yes
SMART FEATURES	Smart Home (Launcher Bar)	Yes	Yes	Yes	Yes	Yes	Yes
	Quick Access	Yes	Yes	Yes	Yes	Yes	Yes
	Web Browser	Yes	Yes	Yes	Yes	Yes	Yes
	Pre-loaded App	YouTube	YouTube	YouTube	YouTube	YouTube	YouTube
	SDP Server compatibility	Yes	Yes	Yes	Yes	Yes	Yes
	SW Clock (World Clock / Alarm)	Yes	Yes	Yes	Yes	Yes	Yes
	Mood Display	Yes	Yes	Yes	Yes	Yes	Yes
	Soft tAP	802.11ac	802.11ac	802.11ac	802.11ac	802.11ac	802.11ac
	Wi-Fi	Yes	Yes	Yes	Yes	Yes	Yes
	Screen Share (Miracast)	Yes	Yes	Yes	Yes	Yes	Yes
	Smart Share	Yes	Yes	Yes	Yes	Yes	Yes
	LG ThinQ App	Yes	Yes	Yes	Yes	Yes	Yes
	DIAL	Yes	Yes	Yes	Yes	Yes	Yes
	Bluetooth Audio Playback Mobile Connection	Yes	Yes	Yes	Yes	Yes	Yes
	Overlay	ARC, HDMI2	ARC, HDMI2	ARC, HDMI2	ARC, HDMI2	ARC, HDMI2	ARC, HDMI2
	HDMI-ARC	Yes	Yes	Yes	Yes	Yes	Yes
	OTHER FEATURES	USB Cloning	Yes	Yes	Yes	Yes	Yes
WOL		Yes	Yes	Yes	Yes	Yes	Yes
SNMP		Yes	Yes	Yes	Yes	Yes	Yes
Self-Diagnostics (USB)		TVLink Tuner	TVLink Tuner	TVLink Tuner	TVLink Tuner	TVLink Tuner	TVLink Tuner
SI Compatible Protocol		Yes	Yes	Yes	Yes	Yes	Yes
HTNG-CEC		1.4	1.4	1.4	1.4	1.4	1.4
Simplink (HDMI-CEC)		RS-232C	RS-232C	RS-232C	RS-232C	RS-232C	RS-232C
IR Out		Yes	Yes	Yes	Yes	Yes	Yes
Multi-code IR		Yes	Yes	Yes	Yes	Yes	Yes
Hotel Mode / PDM / Installer Menu		Yes (Limited)	Yes (Limited)	Yes (Limited)	Yes (Limited)	Yes (Limited)	Yes (Limited)
Lock mode		Yes	Yes	Yes	Yes	Yes	Yes
Port Block		Yes	Yes	Yes	Yes	Yes	Yes
Welcome Screen (Splash Image)		Yes	Yes	Yes	Yes	Yes	Yes
Insert Image		Yes	Yes	Yes	Yes	Yes	Yes
IP Channel Manager							
External Speaker Out		Int / Fixed, 3.5mm, Stereo, Single ended Type(GND,L+,R+), 2W with 8Ω	Int / Fixed, 3.5mm, Stereo, Single ended Type(GND,L+,R+), 2W with 8Ω	Int / Fixed, 3.5mm, Stereo, Single ended Type(GND,L+,R+), 2W with 8Ω	Int / Fixed, 3.5mm, Stereo, Single ended Type(GND,L+,R+), 2W with 8Ω	Int / Fixed, 3.5mm, Stereo, Single ended Type(GND,L+,R+), 2W with 8Ω	Int / Fixed, 3.5mm, Stereo, Single ended Type(GND,L+,R+), 2W with 8Ω
RJP (remote jack pack) Compatibility		Teleadapt/Guestlink (HDMI CEC)	Teleadapt/Guestlink (HDMI CEC)	Teleadapt/Guestlink (HDMI CEC)	Teleadapt/Guestlink (HDMI CEC)	Teleadapt/Guestlink (HDMI CEC)	Teleadapt/Guestlink (HDMI CEC)
Moving Picture Playback (SD/HD/Plus HD)		Yes	Yes	Yes	Yes	Yes	Yes
Auto Off / Sleep Timer		Yes / Yes	Yes / Yes	Yes / Yes	Yes / Yes	Yes / Yes	Yes / Yes
Energy Saving mode		Yes	Yes	Yes	Yes	Yes	Yes
Motion Eye Care		Yes	Yes	Yes	Yes	Yes	Yes
Crestron Certi. Compatibility		Yes	Yes	Yes	Yes	Yes	Yes
DPM (Digital Power Management)		Yes	Yes	Yes	Yes	Yes	Yes
Time scheduler		Yes	Yes	Yes	Yes	Yes	Yes
RTC (Real Time Clock)		Yes	Yes	Yes	Yes	Yes	Yes
NTP sync timer		Yes	Yes	Yes	Yes	Yes	Yes

		86UR640S9UD	75UR640S9UD	65UR640S9UD	55UR640S9UD	50UR640S9UD	43UR640S9UD
OTHER FEATURES	BEACON	Yes	Yes	Yes	Yes	Yes	Yes
	Embedded CM (Contents Manager)	Yes	Yes	Yes	Yes	Yes	Yes
	Embedded GM (Group Manager)	Yes	Yes	Yes	Yes	Yes	Yes
	Promota / Mobile CMS	Yes /	Yes /	Yes /	Yes / Yes	Yes / Yes	Yes / Yes
	SuperSign Control / Control Plus	Yes Yes	Yes Yes	Yes Yes	Yes / Yes	Yes / Yes	Yes / Yes
	SuperSign CMS(Premium)	/ Yes	/ Yes	/ Yes	Yes	Yes	Yes
	Simple Editor	Yes	Yes	Yes	Yes	Yes	Yes
INTERFACES	HDMI In	3 (v2.0)	3 (v2.0)	3 (v2.0)	3 (v2.0)	3 (v2.0)	3 (v2.0)
	RS-232C	3.5mm Stereo Jack	3.5mm Stereo Jack	3.5mm Stereo Jack	3.5mm Stereo Jack	3.5mm Stereo Jack	3.5mm Stereo Jack
	Service Only	3.5mm Stereo Jack	3.5mm Stereo Jack	3.5mm Stereo Jack	3.5mm Stereo Jack	3.5mm Stereo Jack	3.5mm Stereo Jack
	USB 2.0	1	1	1	1	1	1
	RF In	1	1	1	1	1	1
	Optical Digital Audio Out	1	1	1	1	1	1
	Line Out	3.5mm Stereo Jack	3.5mm Stereo Jack	3.5mm Stereo Jack	3.5mm Stereo Jack	3.5mm Stereo Jack	3.5mm Stereo Jack
MECHANICAL	BIAS (LAN) Stand Type	1	1	1	1	1	1
	Front Color	86/75/65/55/50": 20Y 2Pole 43": 18Y 2Pole	86/75/65/55/50": 20Y 2Pole 43": 18Y 2Pole	86/75/65/55/50": 20Y 2Pole 43": 18Y 2Pole	86/75/65/55/50": 20Y 2Pole 43": 18Y 2Pole	86/75/65/55/50": 20Y 2Pole 43": 18Y 2Pole	86/75/65/55/50": 20Y 2Pole 43": 18Y 2Pole
	VESA Compatible	Blue	Blue	Blue	Blue	Blue	Blue
	Kensington Lock	600 x 400	400 x 400	300 x 300	300 x 300	200 x 200	200 x 200
	Weight without Stand	Yes	Yes	Yes	Yes	Yes	Yes
	Weight with Stand	99.6 lbs / 45.2 kg	69.2 lbs / 31.4 kg	47.4 lbs / 21.5 kg	30.9 lbs / 14.0 kg	25.8 lbs / 11.7 kg	19.4 lbs / 8.8 kg
	Shipping Weight	101.2 lbs / 45.9 kg	70.8 lbs / 32.1 kg	48.1 lbs / 21.8 kg	31.3 lbs / 14.2 kg	26.2 lbs / 11.9 kg	19.6 lbs / 8.9 kg
	Dimensions without Stand	128.8 lbs / 58.4 kg	91.5 lbs / 41.5 kg	61.3 lbs / 27.8 kg	41.9 lbs / 19.0 kg	32.2 lbs / 14.6 kg	24.5 lbs / 11.0 kg
	Dimensions with Stand	75.9 x 43.5 x 2.4 in 1927 x 1104 x 59.9 mm	66.1 x 38.0 x 2.4 in 1678 x 964 x 59.9 mm	57.2 x 33.0 x 2.3 in 1454 x 838 x 57.7 mm	48.6 x 28.1 x 2.3 in 1235 x 715 x 57.5 mm	44.1 x 25.6 x 2.2 in 1121 x 651 x 57.1 mm	38.1 x 22.2 x 2.2 in 967 x 564 x 57.1 mm
	Dimensions in Shipping	75.9 x 45.9 x 14.3 in 1927 x 1167 x 362 mm	66.1 x 40.4 x 14.3 in 1678 x 1027 x 362 mm	57.2 x 35.4 x 10.7 in 1454 x 899 x 271 mm	48.6 x 30.4 x 9.1 in 1235 x 772 x 232 mm	44.1 x 27.9 x 9.1 in 1121 x 708 x 232 mm	38.1 x 24.5 x 8.5 in 967 x 622 x 216 mm
	Bezel Width (L/R/U/B):	83.3 x 47.8 x 9.0 in 2115 x 1215 x 228 mm	74.0 x 43.9 x 7.9 in 1880 x 1115 x 200 mm	63.0 x 38.2 x 6.8 in 1600 x 970 x 172 mm	53.5 x 31.9 x 6.4 in 1360 x 810 x 162 mm	47.8 x 30.5 x 6.0 in 1215 x 775 x 152 mm	41.5 x 26.0 x 5.6 in 1055 x 660 x 142 mm
	On Bezel	15.9 / 15.9 / 15.9 / 15.9 mm	13.9 / 13.9 / 13.9 / 13.9 mm	12.8 / 12.8 / 12.8 / 12.8 mm	12.8 / 12.8 / 12.8 / 12.8 mm	12.8 / 12.8 / 12.8 / 12.8 mm	12.8 / 12.8 / 12.8 / 12.8 mm
Off Bezel	6.9 / 6.9 / 6.9 / 18.4 mm	7.9 / 7.9 / 7.9 / 18.4 mm	6.8 / 6.8 / 6.8 / 18.4 mm	6.9 / 6.9 / 6.9 / 18.4 mm	7.3 / 7.3 / 7.8 / 18.4 mm	6.9 / 6.9 / 6.9 / 18.4 mm	
POWER	Power Supply (Voltage, Hz)	120 Vac, 50/60 Hz	120 Vac, 50/60 Hz	120 Vac, 50/60 Hz	120 Vac, 50/60 Hz	120 Vac, 50/60 Hz	120 Vac, 50/60 Hz
	Power Consumption (Max)	339 W	228 W	198 W	166.3 W	144.8 W	119.1 W
	Power Consumption (Typ)	313 W	202 W	169 W	140.1 W	118.8 W	97.7 W
	Standby Power Consumption	Less than 0.5W	Less than 0.5W	Less than 0.5W	Less than 0.5W	Less than 0.5W	Less than 0.5W
	Standards						
WARRANTY & OTHER	EMC Certification	UL	UL	UL	UL	UL	UL
	Environmental	FCC	FCC	FCC	FCC	FCC	FCC
		EPEAT, ISTA6	EPEAT, ISTA6	EPEAT, ISTA6	EPEAT, ISTA6	EPEAT, ISTA6	EPEAT, ISTA6
	Accessories	L-Con Remote Control, Power Cable (2m, Attached), Optional Chromecast Anti-theft Accessory	L-Con Remote Control, Power Cable (2m, Attached), Optional Chromecast Anti-theft Accessory	L-Con Remote Control, Power Cable (2m, Attached), Optional Chromecast Anti-theft Accessory	L-Con Remote Control, Power Cable (2m, Attached), Optional Chromecast Anti-theft Accessory	L-Con Remote Control, Power Cable (2m, Attached), Optional Chromecast Anti-theft Accessory	L-Con Remote Control, Power Cable (2m, Attached), Optional Chromecast Anti-theft Accessory



Call us at (833) 351-5333  
 Visit us: [www.elevate-b2b.com](http://www.elevate-b2b.com)

**Contact Elevate B2B Today**  
 Your trusted partner for hospitality TVs, digital signage, and commercial display solutions. From installation to supply chain support, Elevate B2B delivers the technology and service your property needs.

