



\* All images in this datasheet are for illustrative purposes only.

## TR3DK Series

# A New Level of Classroom with LG CreateBoard™



Genuine Touch & Writing Experience

Built-In Collaboration Software

Easy Connection & Sharing

User Friendly Experience

Security & Compatibility

Remote-control Services

### CreateBoardSeries(TR3PJ, TR3DK)

Display	Inch	98" / 86" / 75" / 65" / 55"
	Native Resolution	3,840 × 2,160 (UHD)
	Brightness (Typ.)	390 nits (98" w/o glass) 350 nits (86"-55" w/ glass)
Touch	Max Multi-Touch	20 Points (98"), 40 Points (86"-55")
	Input	HDMI (x3, HDCP2.2), RGB (VGA), Audio (3.5mm), RS-232C, RJ45(LAN), USB 3.0Type A (x4), USB2.0Type A, USBType-C (USB-PD, DP-Alt)
Connectivity	Output	HDMI, Audio Out (Optical 1 (SPDIF)), Touch USB (x2), RJ45 (LAN)

## READY TO CREATE



### CreateBoard Lab Whiteboarding Software

LG CreateBoard Lab offers a variety of educational templates and teaching tools such as a ruler, table, and sticky notes, allowing for active engagement by students and enabling intuitive classes. Editing images and videos becomes easy with LG CreateBoard, and created resources can be easily shared with others through connected cloud drives.



### Precise Touch

LG CreateBoard can simultaneously detect up to 40 points for multi-touch functionality. This creates a lifelike touch experience, helping students easily become accustomed and truly engage in classes. CreateBoard was designed to facilitate the organic engagement of students.

\* A max of 40 points are detected in the Windows environment, a max of 32 points are recognized in the Android environment, and up to 10 points can be recognized in the writing app.



- Time-saving with QR Code
- Security Enhancement for Personal Information
- Simple Logout for Deauthorization



### QR Login for Easy Cloud Access

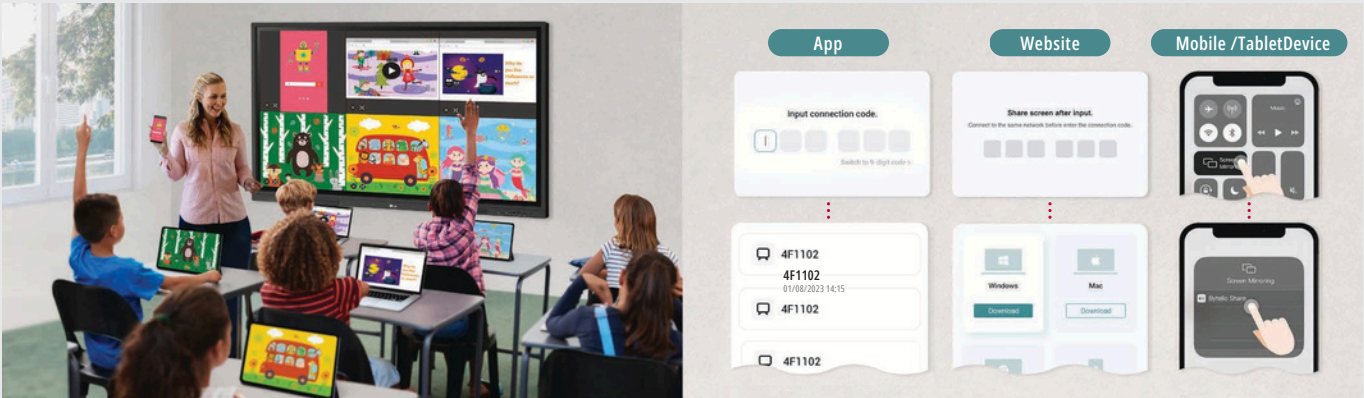
The QR code on the home screen reduces preparation time for class by enabling personal device verification. Users can run a variety of apps on the LG CreateBoard including Google Drive and OneDrive with just one QR verification without any additional login process. Once a lesson is finished, users can simply click the Logout button to disconnect.

### Smart Viewing

The Smart Viewing feature of LG CreateBoard enables efficient teaching. Two or more materials can be displayed on the same screen simultaneously without having to repeat Alt-tab, making teaching more convenient and efficient. Two materials can be displayed side by side (multi window mode), or one material can be overlaid on the other one (picture-in-picture mode).

\* Multi window mode may not work for some apps.  
\* PIP mode is available for the external source screen.


## READY TO SHARE



### CreateBoard Share Wireless Casting Solution

LG CreateBoard Share enables users to show up to 9 shared screens or a file on a screen in real-time when the LG CreateBoard Share app is installed on the device. \*Also, files from the host can be easily sent to any devices connected to the LG CreateBoard Share app, and several quick controls by the host are available.


\* LG CreateBoard also supports app-less sharing for PC (via website) and mobile devices within the same network. For a more stable connection, we recommend the installation of a dedicated app (LG CreateBoard Share).



### Easy Connection with USB Type-C

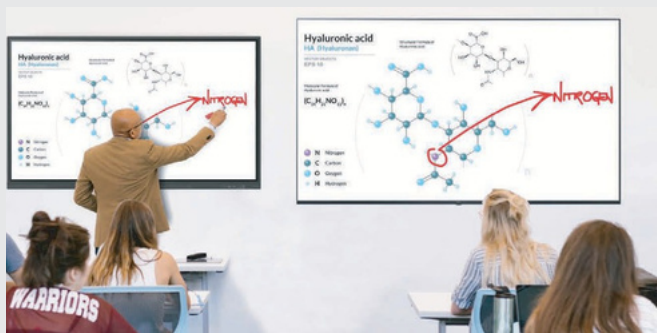
USB-C connectivity simplifies connections which enables charging, video, audio, touch and data transmission with just one cable.

\* USB Type-C cables are sold separately.



### Amazing Sound

For students with hearing loss, powerful speakers can be an essential tool for accessing classroom content. By ensuring that the audio is clear and easy to hear, teachers can ensure that content is more accessible to every student they can participate fully in classroom discussions and activities.



### HDMI-out

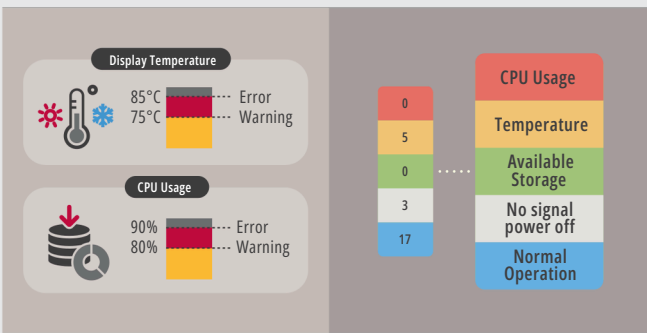
Displaying content on a larger screen: An interactive display in a classroom is a great tool for sharing content with students. However, sometimes the display itself might not be large enough for everyone in the class to see clearly. In this case, an HDMI-out port allows the teacher to connect the display to a larger screen, such as a projector or a TV. This ensures that everyone in the class can see the content clearly and comfortably.

## READY TO MANAGE



### LG ConnectedCare DMS

LG ConnectedCare DMS\* is a cloud solution for remotely monitoring, controlling, and managing the status of LG CreateBoard installed in educational environments. This feature enables IT managers to operate and manage important resources on operating devices without physically visiting sites.




### Threshold Settings

Users can set thresholds in eight categories including display temperature, memory usage, or signal, and can receive warning or error notifications based on their threshold settings.

### Monitoring & Fault Diagnosis

An engineer can check the status in real-time and diagnose problems remotely. Also, the current status of issues can be categorized, allowing for easy viewing and quick responses.



### Alert Message & Broadcasting

LG ConnectedCare allows the organization to send alerts, messages, videos, or live streams to the display. When the alert message is sent out to the device, LG CreateBoard interrupts the current display shows the alert information.



### App Management

Access the ConnectedCare DMS software remotely via the web-based dashboard at any time to monitor device health, troubleshoot issues, make system updates, and more.



### Remote Scheduling & Control


Frequently used controls such as the power on/off, scheduling, brightness, and screen lock functions can be applied remotely. Content including images, videos, audio messages, or live streaming can be remotely shared with connected devices.

## OTHER FEATURES



### Front Connectivity Design

Front connections allow easy access to connect and disconnect cables and other devices without having to reach around to the back of the display. This saves time and effort, making it easier to set up and adjust the display.



### Built-in OPS Slot


The Windows 10 OPS allows using a range of collaboration tools, such as Office 365 or Google G-Suite easily, that can help students and teachers work together more effectively.

\* OPS (Open Pluggable Specification) is an optional purchase



### Screen Lock

Teachers can lock the screen using the Screen Lock function, and unlock it by entering a password. Users can set the Screen Lock in the Settings menu to protect the device from unidentified users.



### Viewing Comfort


LG CreateBoard has introduced a reduced flicker function. With the reduced flickering of the monitor's backlight, users can use the device with more comfort even when using it for a long time.

## ACCESSORIES



### CreateBoard Slot-in PC

The CreateBoard features an optional Windows slot-in PC for more flexibility, allowing users to run familiar applications such as Office 365, Google G-Suite, and more.



### Universal Wall Mount

LG offers a fixed wall mount accessory that allows the display to be securely installed in a variety of environments.



### Display Mobile Stand

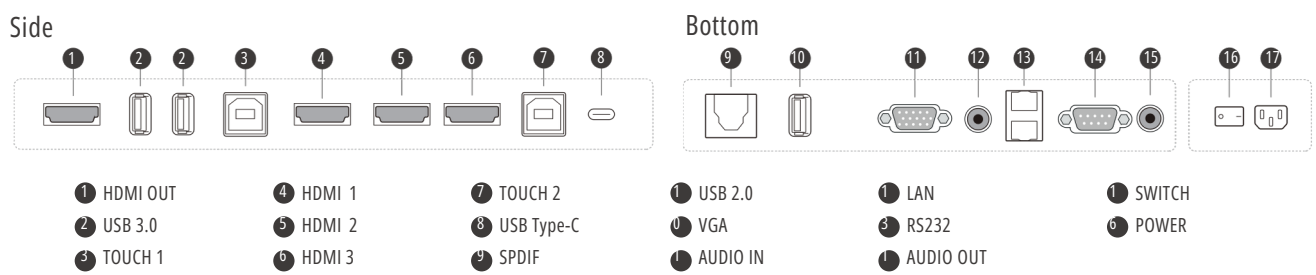
LG offers a mobile cart for the display, allowing users to more safely transport the display between various rooms.

## SPECIFICATIONS

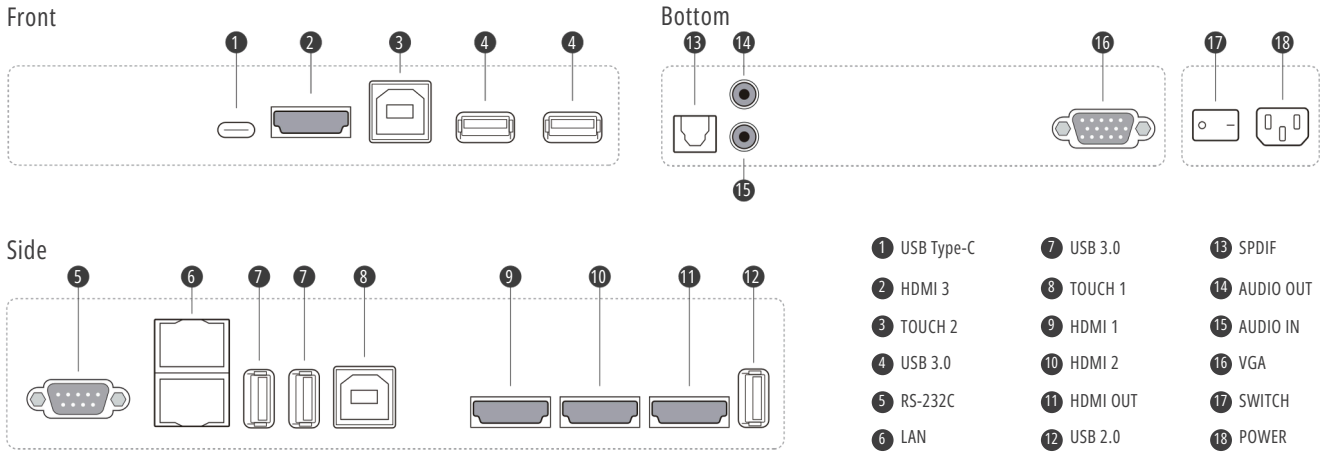
		98TR3PJ	86TR3DK	75TR3DK	65TR3DK	55TR3DK
DISPLAY	Screen Size	98"	86"	75"	65"	55"
	Panel Technology	IPS	IPS	IPS	IPS	IPS
	Resolution	16:9 3840x2160 (4K UHD)	16:9 3840x2160 (4K UHD)	16:9 3840x2160 (4K UHD)	16:9 3840x2160 (4K UHD)	16:9 3840x2160 (4K UHD)
	Refresh Rate	60Hz	60Hz	60Hz	60Hz	60Hz
	Brightness (Typ. / Max)	390 nits / 490 nits (without glass)	350 nits / 400 nits (with glass)	350 nits / 400 nits (with glass)	350 nits / 400 nits (with glass)	350 nits / 400 nits (with glass)
	Contrast Ratio	1200:1 (static), 5000:1 (Dynamic)	1200:1 (static), 5000:1 (Dynamic)	1200:1 (static), 5000:1 (Dynamic)	1200:1 (static), 5000:1 (Dynamic)	1200:1 (static), 5000:1 (Dynamic)
	Viewing Angle (H x V)	178° x 178°	178° x 178°	178° x 178°	178° x 178°	178° x 178°
	Response Time	8ms	8ms	8ms	8ms	8ms
	Lifetime	Up to 30,000 Hours	Up to 30,000 Hours	Up to 30,000 Hours	Up to 30,000 Hours	Up to 30,000 Hours
	Operation Hours (Hours/Day)	16/7	16/7	16/7	16/7	16/7
	Touch Points	20 Point Max Multi-touch	40 Point Max Multi-touch (40 Point Max for Windows, 32 Point Max for Android)	40 Point Max Multi-touch (40 Point Max for Windows, 32 Point Max for Android)	40 Point Max Multi-touch (40 Point Max for Windows, 32 Point Max for Android)	40 Point Max Multi-touch (40 Point Max for Windows, 32 Point Max for Android)
Touch Technology	Infrared	Infrared	Infrared	Infrared	Infrared	
HARDWARE	OS	Android 9	Android 11	Android 11	Android 11	Android 11
	CPU	Quad core A73	Quad core A55	Quad core A55	Quad core A55	Quad core A55
	GPU	Mali G52 Multicore 2	Mali G52MP2	Mali G52MP2	Mali G52MP2	Mali G52MP2
	Storage	32GB	32GB	32GB	32GB	32GB
	RAM	4GB	4GB	4GB	4GB	4GB
	OPS (Open Pluggable Specification)	Yes, Optional	Yes, Optional	Yes, Optional	Yes, Optional	Yes, Optional
	Speakers	Stereo 15W x 2 Forward-Facing	Stereo 15W x 2 Forward-Facing	Stereo 15W x 2 Forward-Facing	Stereo 15W x 2 Forward-Facing	Stereo 15W x 2 Forward-Facing
CONNECTIVITY	Input	HDMI (x3), VGA (x1), Audio-in (x1), RS232X (x1), RJ45 (x1), USB 3.0 (x4), USB 2.0 (x1), USB Type-C with PD (x1)	HDMI (x3), VGA (x1), Audio-in (x1), RS232X (x1), RJ45 (x1), USB 3.0 (x4), USB 2.0 (x1), USB Type-C with PD (x1)	HDMI (x3), VGA (x1), Audio-in (x1), RS232X (x1), RJ45 (x1), USB 3.0 (x4), USB 2.0 (x1), USB Type-C with PD (x1)	HDMI (x3), VGA (x1), Audio-in (x1), RS232X (x1), RJ45 (x1), USB 3.0 (x4), USB 2.0 (x1), USB Type-C with PD (x1)	HDMI (x3), VGA (x1), Audio-in (x1), RS232X (x1), RJ45 (x1), USB 3.0 (x4), USB 2.0 (x1), USB Type-C with PD (x1)
	Output	HDMI-out (x1), Audio-out (x1), SPDIF (x1), Touch USB (x2), RJ45 (x1)	HDMI-out (x1), Audio-out (x1), SPDIF (x1), Touch USB (x2), RJ45 (x1)	HDMI-out (x1), Audio-out (x1), SPDIF (x1), Touch USB (x2), RJ45 (x1)	HDMI-out (x1), Audio-out (x1), SPDIF (x1), Touch USB (x2), RJ45 (x1)	HDMI-out (x1), Audio-out (x1), SPDIF (x1), Touch USB (x2), RJ45 (x1)
	Wireless	802.11a/b/g/n/ac	802.11a/b/g/n/ac/ax (WiFi 6)	802.11a/b/g/n/ac/ax (WiFi 6)	802.11a/b/g/n/ac/ax (WiFi 6)	802.11a/b/g/n/ac/ax (WiFi 6)
	Bluetooth	4.0	5.0	5.0	5.0	5.0
	Ethernet	Gigabit LAN	Gigabit LAN	Gigabit LAN	Gigabit LAN	Gigabit LAN
BUILT-IN SOFTWARE	Collaboration	LG CreateBoard Lab, Note 2.0	LG CreateBoard Lab, Note 2.0	LG CreateBoard Lab, Note 2.0	LG CreateBoard Lab, Note 2.0	LG CreateBoard Lab, Note 2.0
	Casting Management	LG CreateBoard Share	LG CreateBoard Share	LG CreateBoard Share	LG CreateBoard Share	LG CreateBoard Share
	Productivity	LG ConnectedCare DMS	LG ConnectedCare DMS	LG ConnectedCare DMS	LG ConnectedCare DMS	LG ConnectedCare DMS
MECHANICAL	Weight (Net)	OfficeSuite	OfficeSuite	OfficeSuite	OfficeSuite	OfficeSuite
	Weight (Package)	228.4 lbs. / 103.6 kg	129.2 lbs / 58.6 kg	104.3 lbs / 47.3kg	77.2 lbs / 35.0 kg	57.6 lbs / 26.1 kg
	Dimension (WxHxD) (Net)	278.9 lbs. / 126.5 kg	167.3 lbs / 75.9 kg	133.6 lbs / 60.6 kg	98.6 lbs / 44.7 kg	76.1 lbs / 34.5 kg
	Dimensions (WxHxD) (Package)	88.4 x 52.1 x 3.5 in 2244.7 x 1323.2 x 89.5 mm	77.0 x 45.7 x 3.9 in 1957 x 1160 x 100 mm	67.3 x 40.2 x 3.5 in 1709 x 1020 x 88 mm	58.6 x 35.3 x 3.5 in 1489 x 897 x 88 mm	50.0 x 30.5 x 3.4 in 1271 x 774 x 87 mm
	VESATM Mount Compatible	94.7 x 11.0 x 58.0 in 2406 x 280 x 1474 mm	83.1 x 50.5 x 8.9 in 2110 x 1283 x 225 mm	73.4 x 44.9 x 8.9 in 1863 x 1140 x 225 mm	64.1 x 39.6 x 8.2 in 1628 x 1005 x 208 mm	55.2 x 33.8 x 8.7 in 1401 x 859 x 220 mm
ENVIRONMENT	Operation Temperature	800 x 600	800 x 600	800 x 400	600 x 400	400 x 200
	Humidity	32°F to 104°F 0°C to 40°C	32°F to 104°F 0°C to 40°C	32°F to 104°F 0°C to 40°C	32°F to 104°F 0°C to 40°C	32°F to 104°F 0°C to 40°C
	Power Supply	10% to 90% RH	10% to 90% RH	10% to 90% RH	10% to 90% RH	10% to 90% RH
ELECTRICAL	Typical Power Consumption	100-240 Vac, 50/60Hz, 5.5A	100-240 Vac, 50/60Hz, 5.5A	100-240 Vac, 50/60Hz, 5.5A	100-240 Vac, 50/60Hz, 5.5A	100-240 Vac, 50/60Hz, 5.5A
	Max Power	460 W	385 W	225 W	220 W	170 W
	Consumption	630 W	580 W	430 W	420 W	395 W
	Standby Power	≤0.5 W	≤0.5 W	≤0.5 W	≤0.5 W	≤0.5 W

## CONNECTIVITY

### TR3PJ (98")

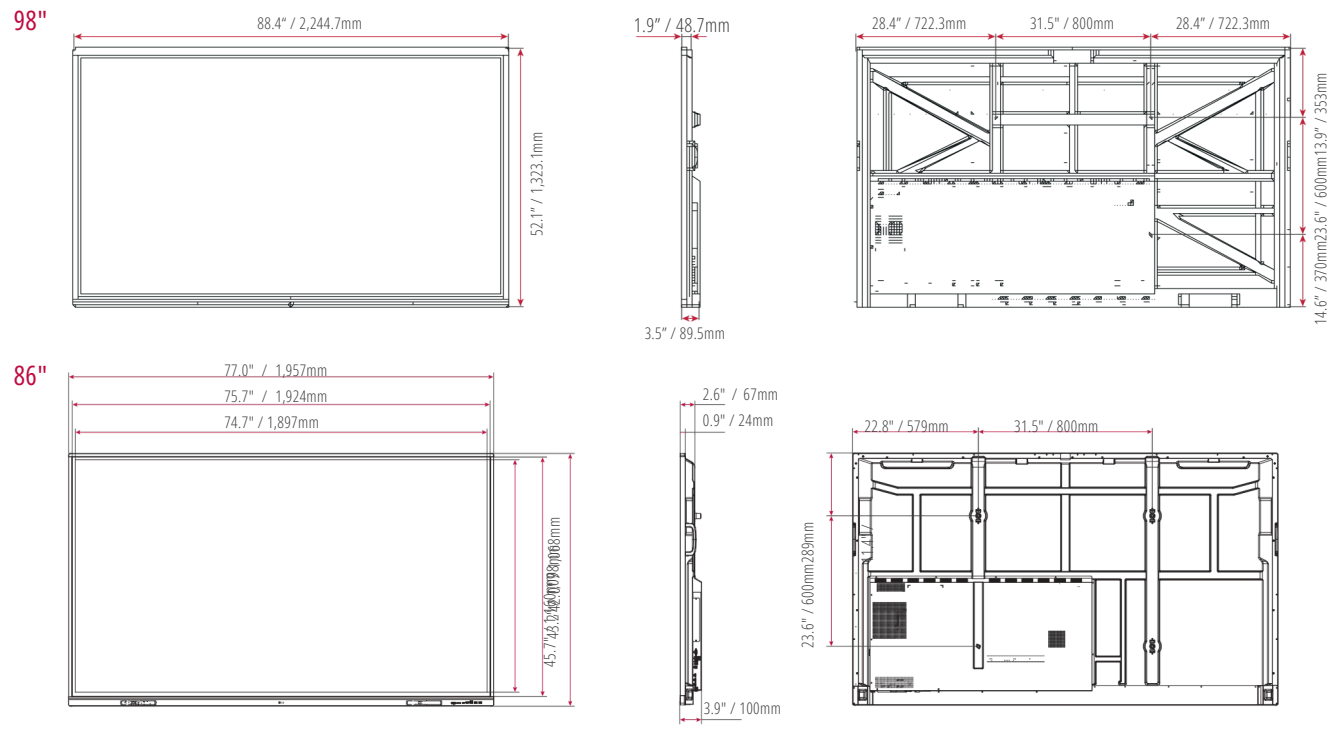


### TR3DK (86"-55")



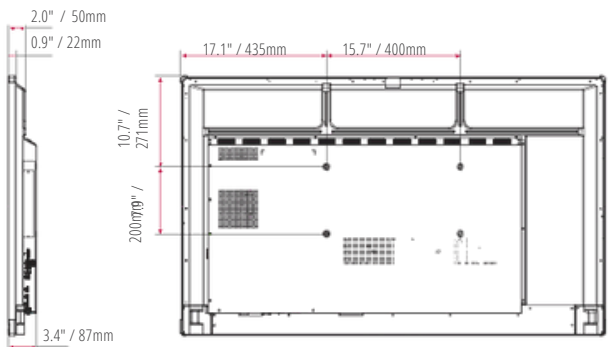

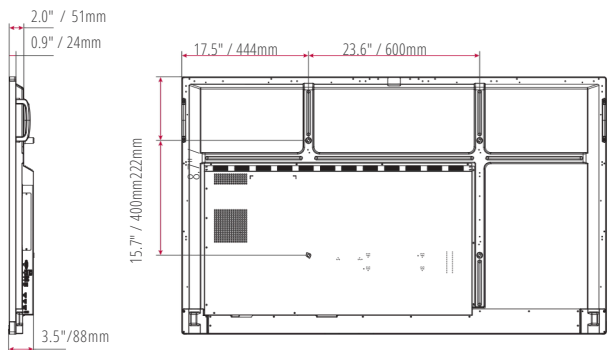

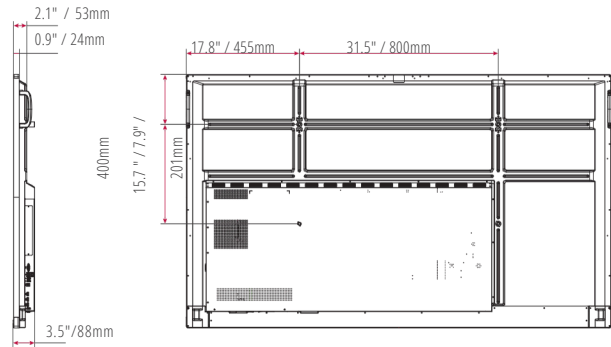

\* Jack Panels may differ from the above image, so please contact LG sales team to verify before ordering.

## DIMENSIONS



\* Dimensions may differ from the above image, so please contact LG sales team to verify before ordering.

## DIMENSIONS



\* Dimensions may differ from the above image, so please contact LG sales team to verify before ordering.